

Outline of “Public Opinion Survey on the Self-Defense Forces (SDF) and Defense Issues”

(This is a provisional translation for reference purpose only.

The original text is in Japanese.)

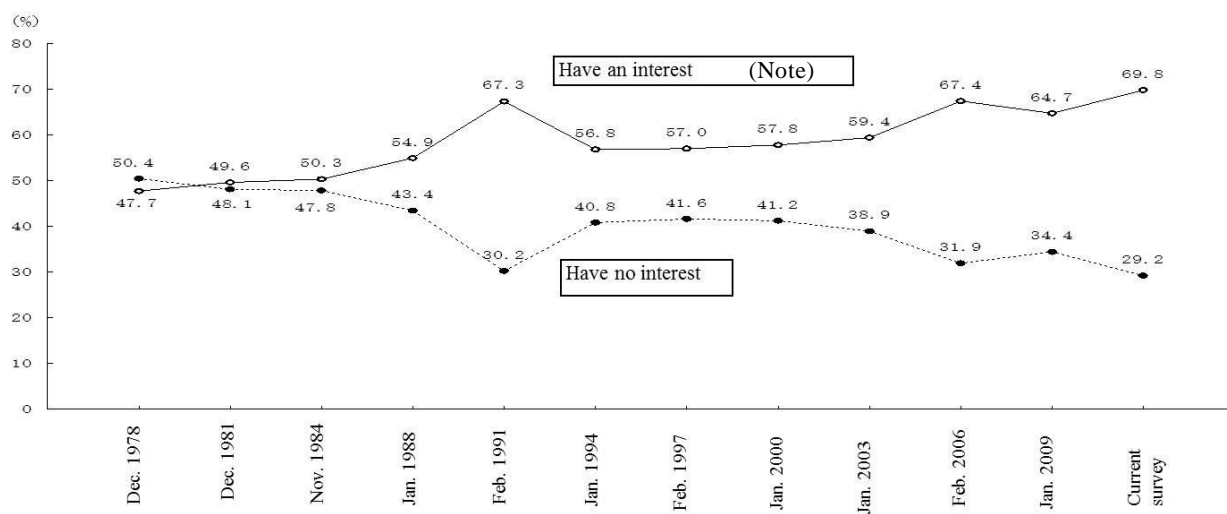
March 2012
Public Relations Office, Cabinet Office

Scope of Survey:	3,000 people aged 20 and above across Japan 1,893 people with eligible replies (collection rate: 63.1%) Survey period: From January 5, 2012, to January 22, 2012 (Individual hearing interviewer)
Objective of Survey:	To survey the people’s consciousness with regard to SDF and defense issues, and to use it as reference for implementation of policies in the future
Items of Survey:	1 Interest in Self-Defense Forces (SDF) and Defense issues 2 Impressions of the SDF 3 Thoughts on defense system 4 Consciousness toward the roles and activities of the SDF 5 Consciousness toward defense 6 Consciousness toward defense of Japan’s defense
Record of Survey:	“Public Opinion Survey on SDF and Defense Issues” (Surveyed in January 2009, February 2006, January 2003, January 2000, February 1997, January 1994, February 1991, January 1988, November 1984, December 1981, December 1978, October 1975, November 1972) “Public Opinion Survey On the Future Role of SDF” (Surveyed in July 1995) “Public Opinion Survey on SDF” (Surveyed in September 1969)
Other:	The results of this survey were published on the Cabinet Office webpage http://www8.cao.go.jp/survey/h23/h23-bouei/index.html

1 Interest in Self-Defense Forces (SDF) and Defense Issues

(1) Interest in SDF and Defense Issues

	January 2009		January 2012
• Have an interest (Total)	64.7%	→	69.8% (up)
• Have a strong interest	14.1%	→	16.0%
• Have a certain amount of interest	50.6%	→	53.8%
• Have no interest (Total)	34.4%	→	29.2% (down)
• Not very interested	28.1%	→	24.3% (down)
• Not interested	6.3%	→	4.9%



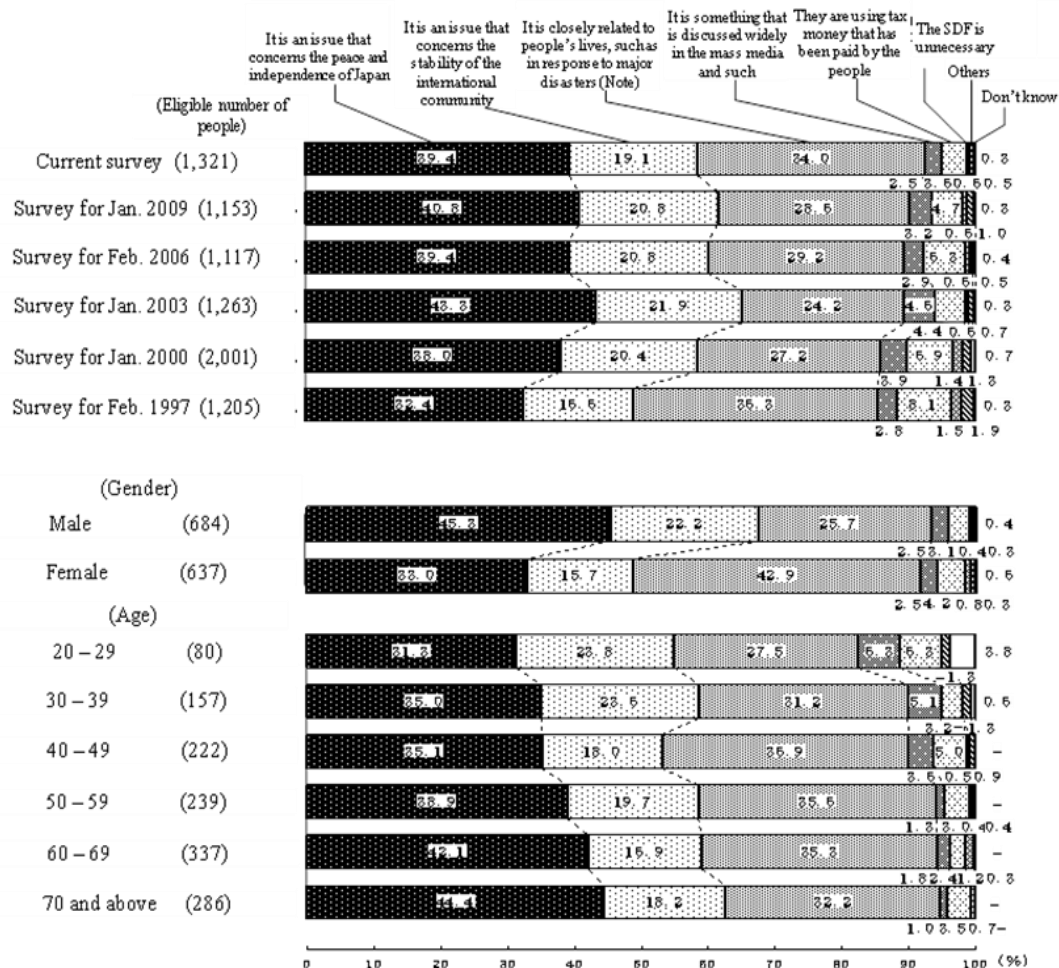
(Note) The total for “Very interested” and “Slightly interested” until November 1984 survey

(To those who answered “Have a strong interest” or “Have a certain amount of interest” (1,321 people))

A. Reason for having an interest in the SDF and defense issues

	January 2009	January 2012
• It is an issue that concerns the peace and independence of Japan	40.8%	→ 39.4%
• It is an issue that concerns the stability of the international community	20.8%	→ 19.1%
• It is closely related to people’s lives, such as in response to major disasters	28.6%	→ 34.0% (up)
• It is something that is discussed widely in the mass media and such	3.2%	→ 2.5%
• They are using tax money that has been paid by the people	4.7%	→ 3.6%
• The SDF is unnecessary	0.6%	→ 0.6%

(To those who answered “Have a strong interest” or “Have a certain amount of interest” in SDF and defense issues)

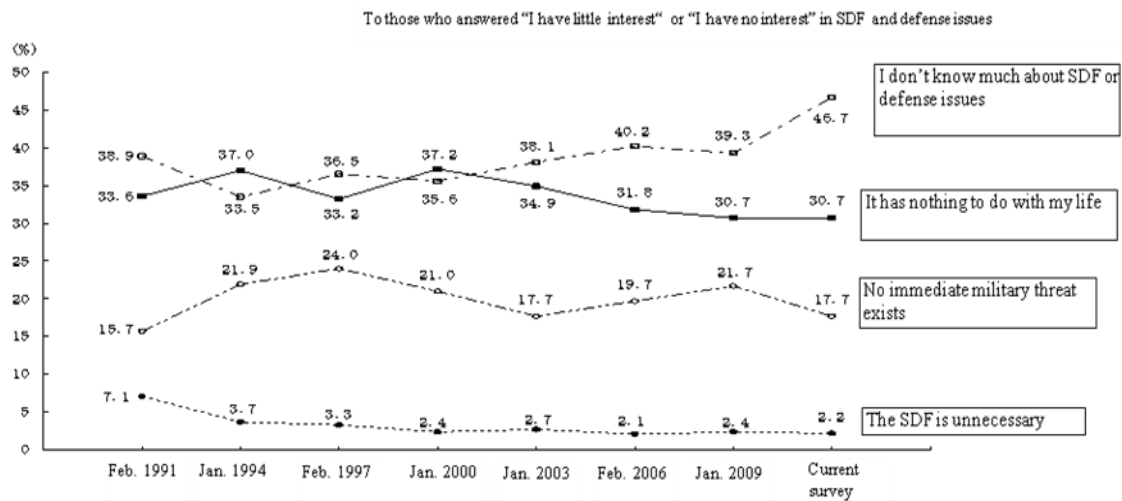
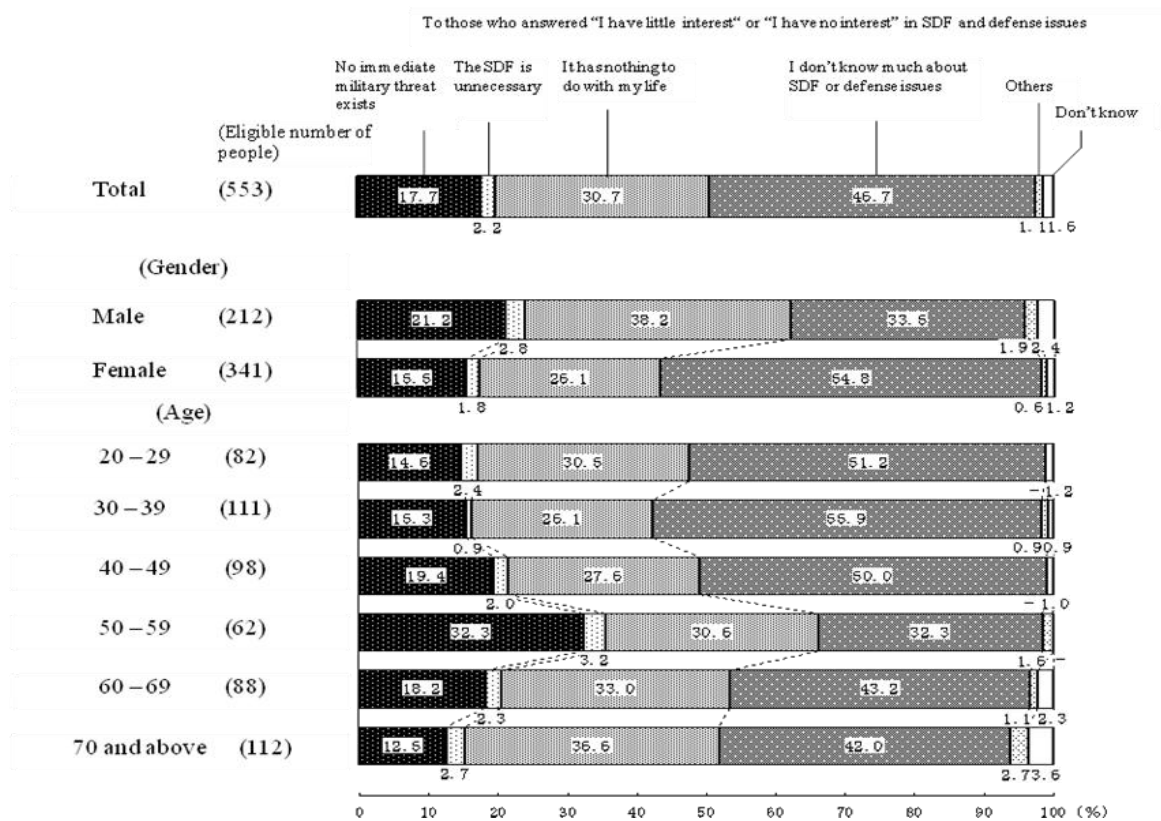


(Note) In the survey for February 1997, it was given as “It is closely related to people’s lives such as disaster rescue activities.”

(To those who answered “I have little interest” or “I have no interest” (553 people))

B. Reason for having no interest in the SDF and defense issues

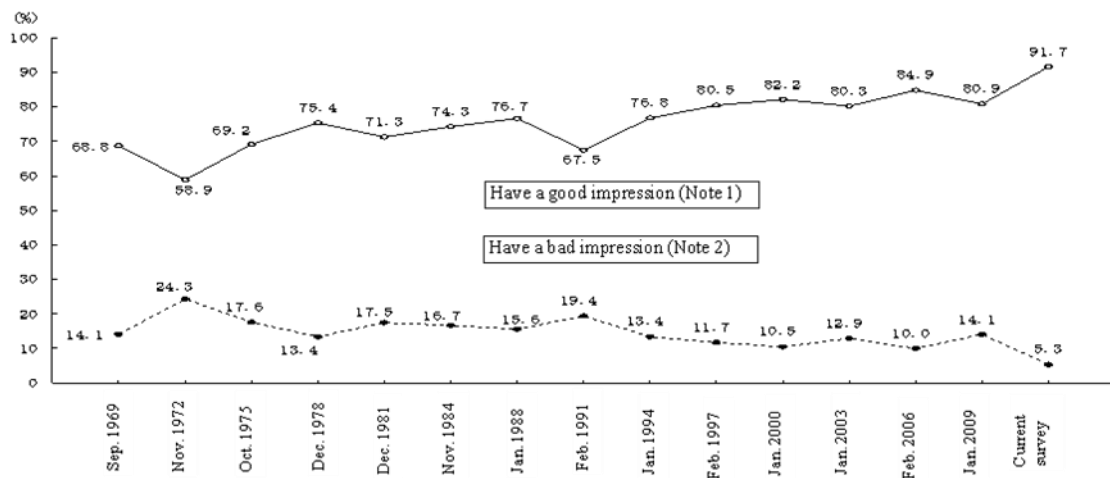
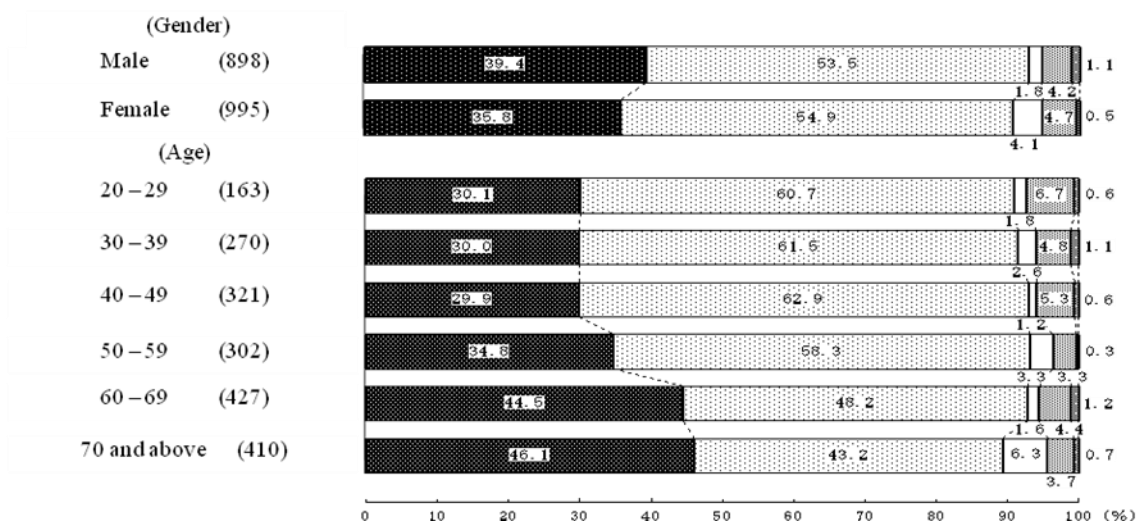
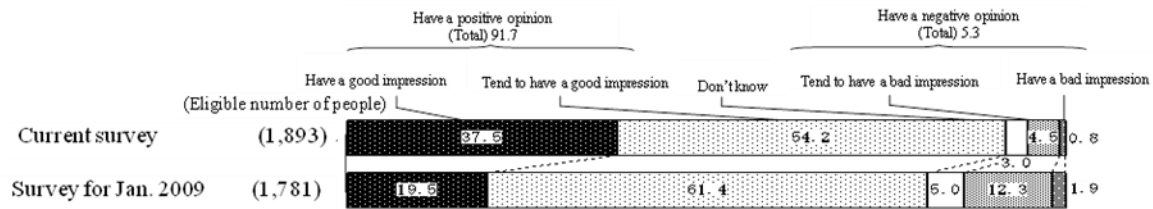
	January 2009	January 2012
• No immediate military threat exists	21.7%	→ 17.7%
• The SDF is unnecessary	2.4%	→ 2.2%
• It has nothing to do with my life	30.7%	→ 30.7%
• I don't know much about SDF or defense issues	39.3%	→ 46.7% (up)



2 Impressions toward the SDF

(1) Impressions toward the SDF

	January 2009	January 2012
• Have a positive impression (Total)	80.9%	→ 91.7% (up)
• Have a positive impression	19.5%	→ 37.5% (up)
• Tend to have a positive impression	61.4%	→ 54.2% (down)
• Have a negative impression (Total)	14.1%	→ 5.3% (down)
• Tend to have a negative impression	12.3%	→ 4.5% (down)
• Have a negative impression	1.9%	→ 0.8% (down)



(Note 1) Includes the total for "Have a good impression" and "Tend to have a good impression" up to the survey for February 2006.

(Note 2) Includes the total for "Have a bad impression" and "Tend to have a bad impression" up to the survey for February 2006.

3 Thoughts on defense system

(1) Defense capabilities of the SDF

- Should be increased
- Current strength is sufficient
- Should be decreased

January 2009

January 2012

14.1%

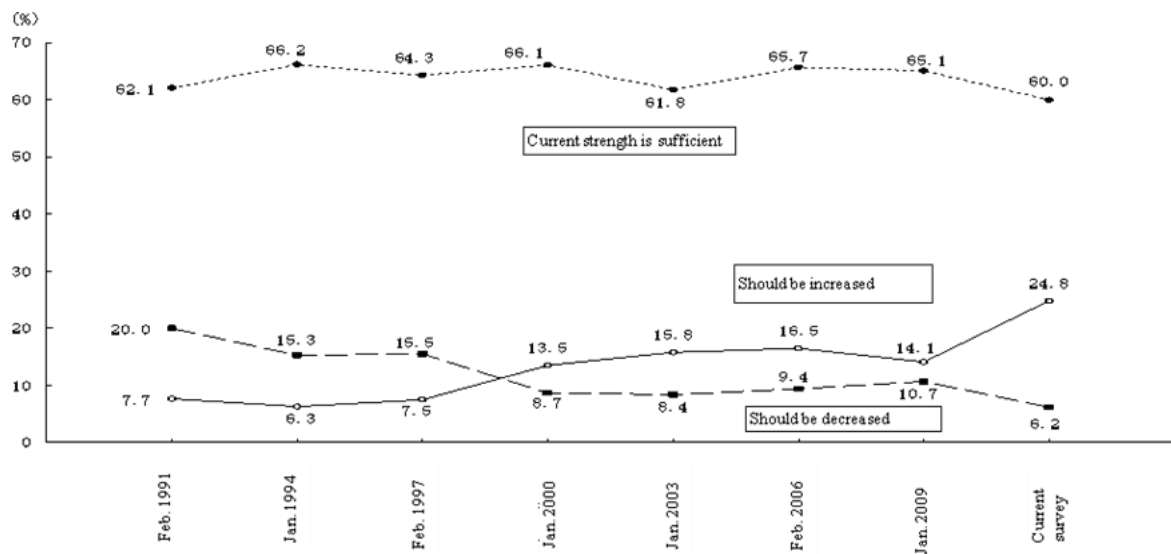
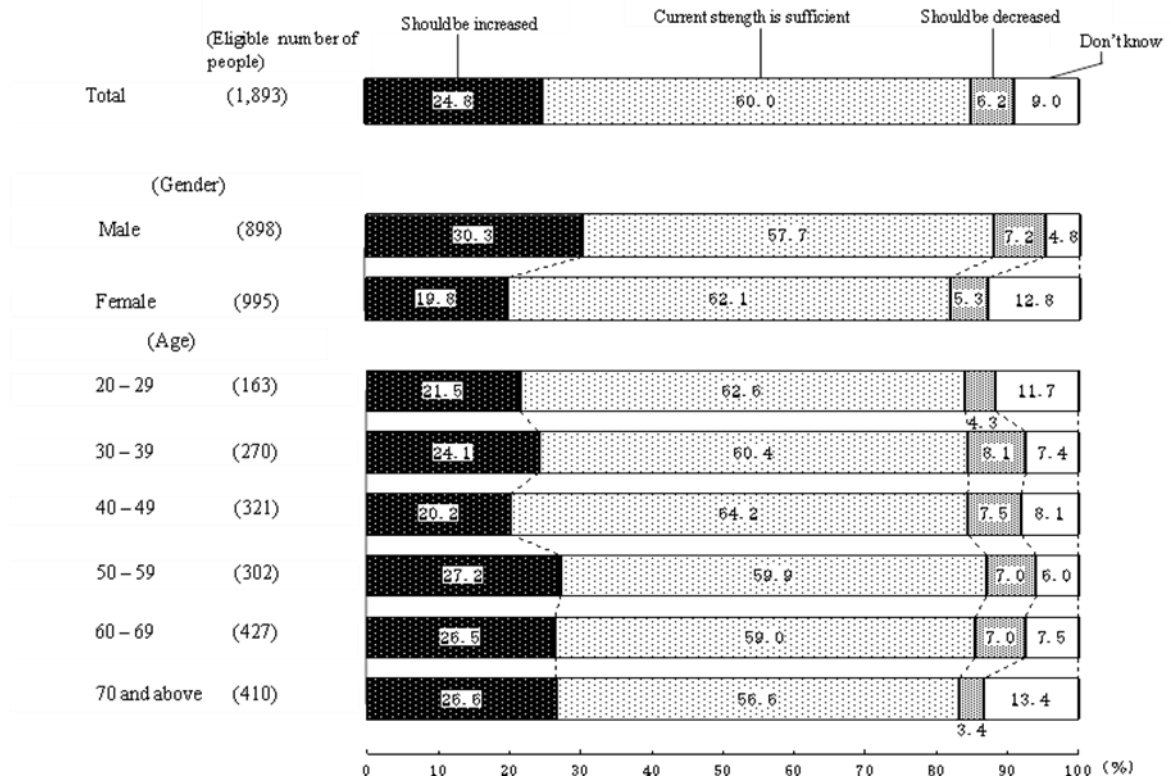
→ 24.8% (up)

65.1%

→ 60.0% (down)

10.7%

→ 6.2% (down)

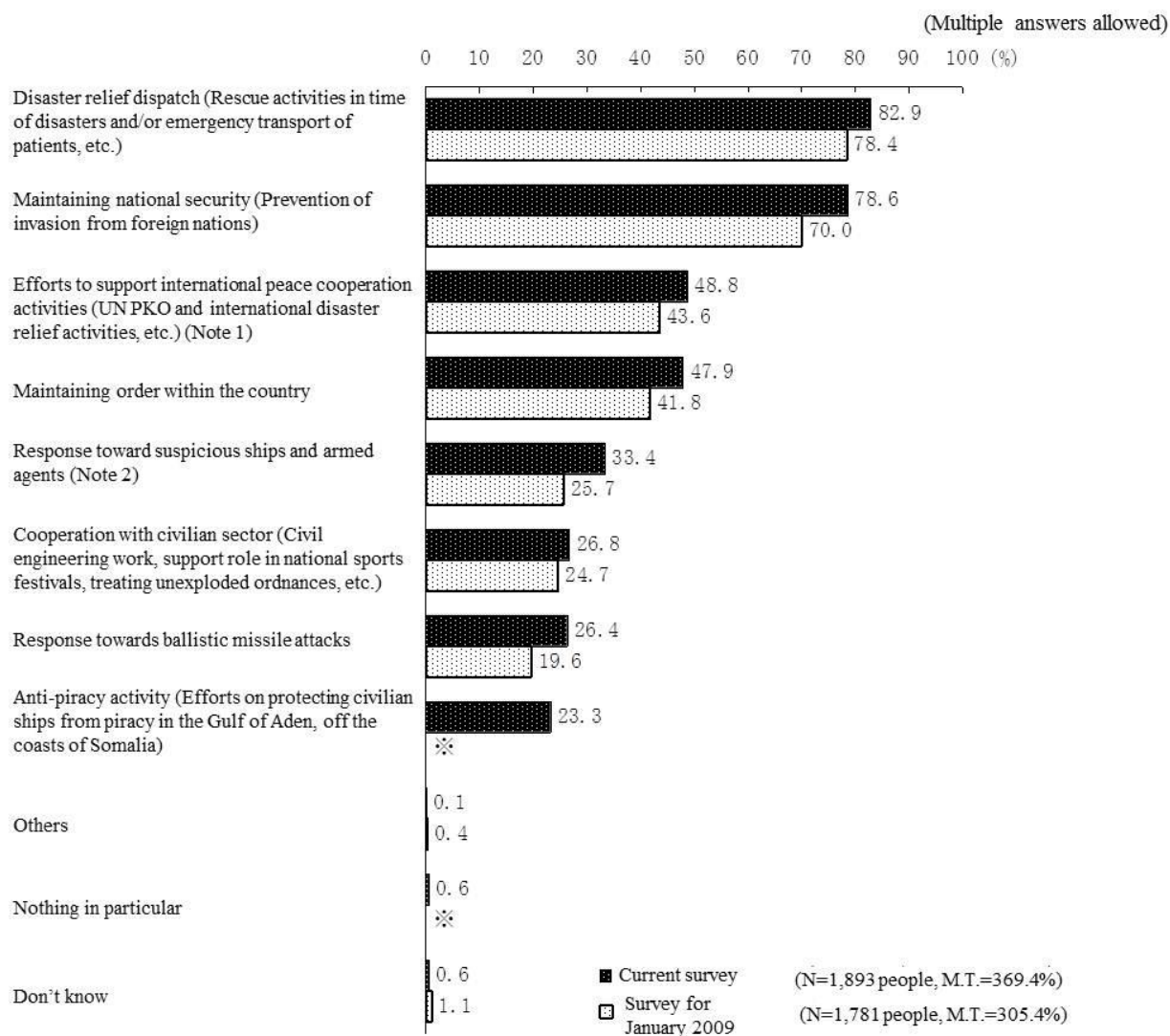


(Note) In the survey for February 1991, the question asked was "In that case, by and large do you feel that the SDF of Japan should be increased further, or that the current strength is enough, or should it be decreased?"

4 Consciousness toward the roles and activities of the SDF

(1) Reason(s) for the existence of the SDF (Multiple answers allowed, top 4 items)

	January 2009	January 2012
• Disaster relief dispatch (Rescue activities in times of disaster and/or emergency transport of patients, etc.)	78.4%	→ 82.9% (up)
• Maintaining national security (Prevention of invasion from foreign nations)	70.0%	→ 78.6% (up)
• Efforts to support international peace cooperation activities (UN PKO and international disaster relief activities, etc.)	43.6%	→ 48.8% (up)
• Maintaining order within the country	41.8%	→ 47.9% (up)



(Note 1) In the survey for January 2009, it was given as “Efforts towards international peace cooperation activities (activities for the peace and stability of international society).”

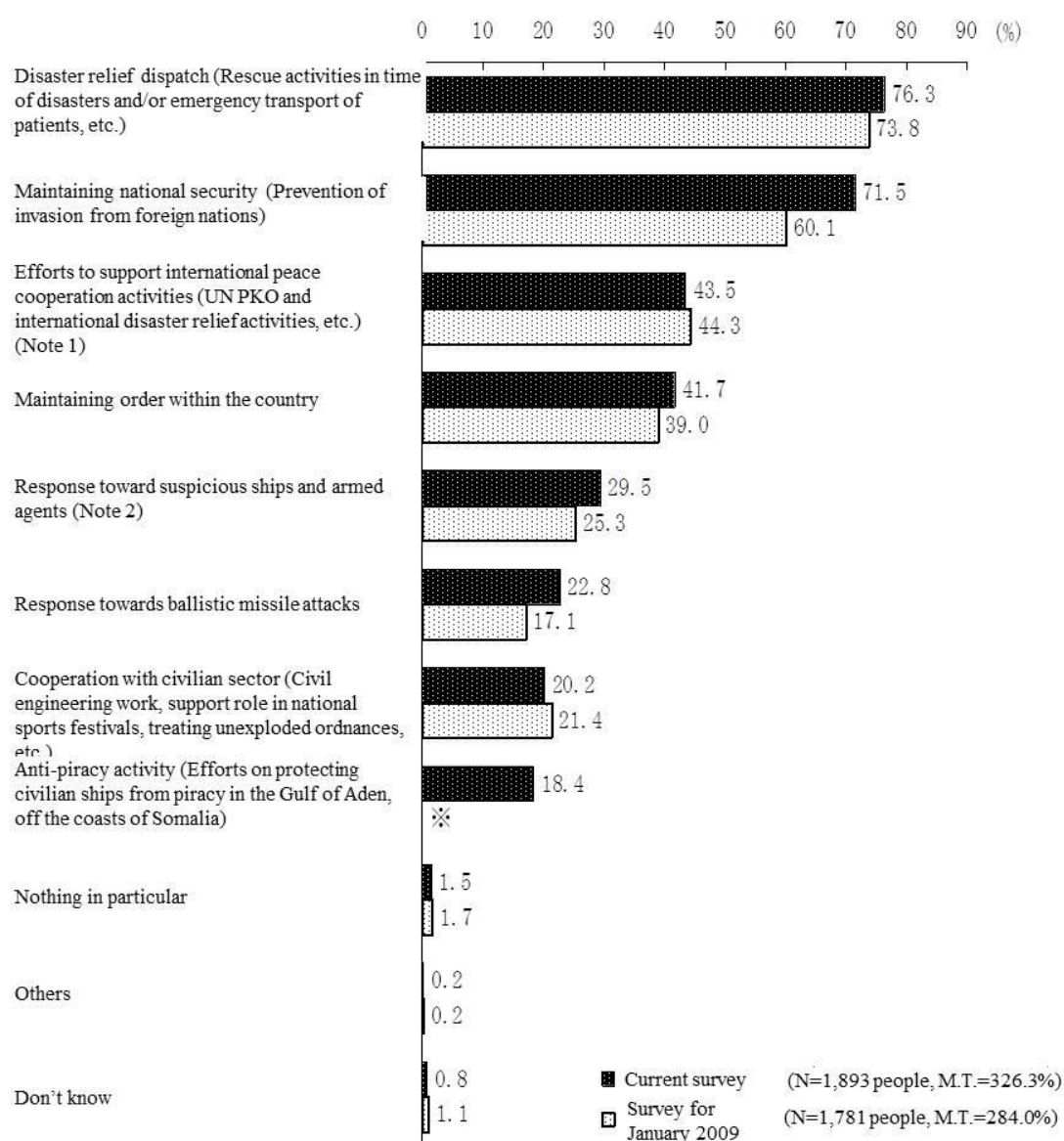
(Note 2) In the survey for January 2009, it was given as “Response towards suspicious ships and armed agents, etc.”

※ Item not surveyed

(2) Aspect(s) that the SDF should concentrate their efforts on in the future (Multiple answers allowed, top 4 items)

	January 2009		January 2012
•Disaster relief dispatch (Rescue activities in times of disaster and/or emergency transport of patients, etc.)	73.8%	→	76.3%
•Maintaining national security (Prevention of invasion from foreign nations)	60.1%	→	71.5% (up)
•Efforts to support international peace cooperation activities (UN PKO and international disaster relief activities, etc.)	44.3%	→	43.5%
•Maintaining order within the country	39.0%	→	41.7%

(Multiple answers allowed)



(Note 1) In the survey for January 2009, it was given as “Efforts towards international peace cooperation activities (activities for the peace and stability of international society).”

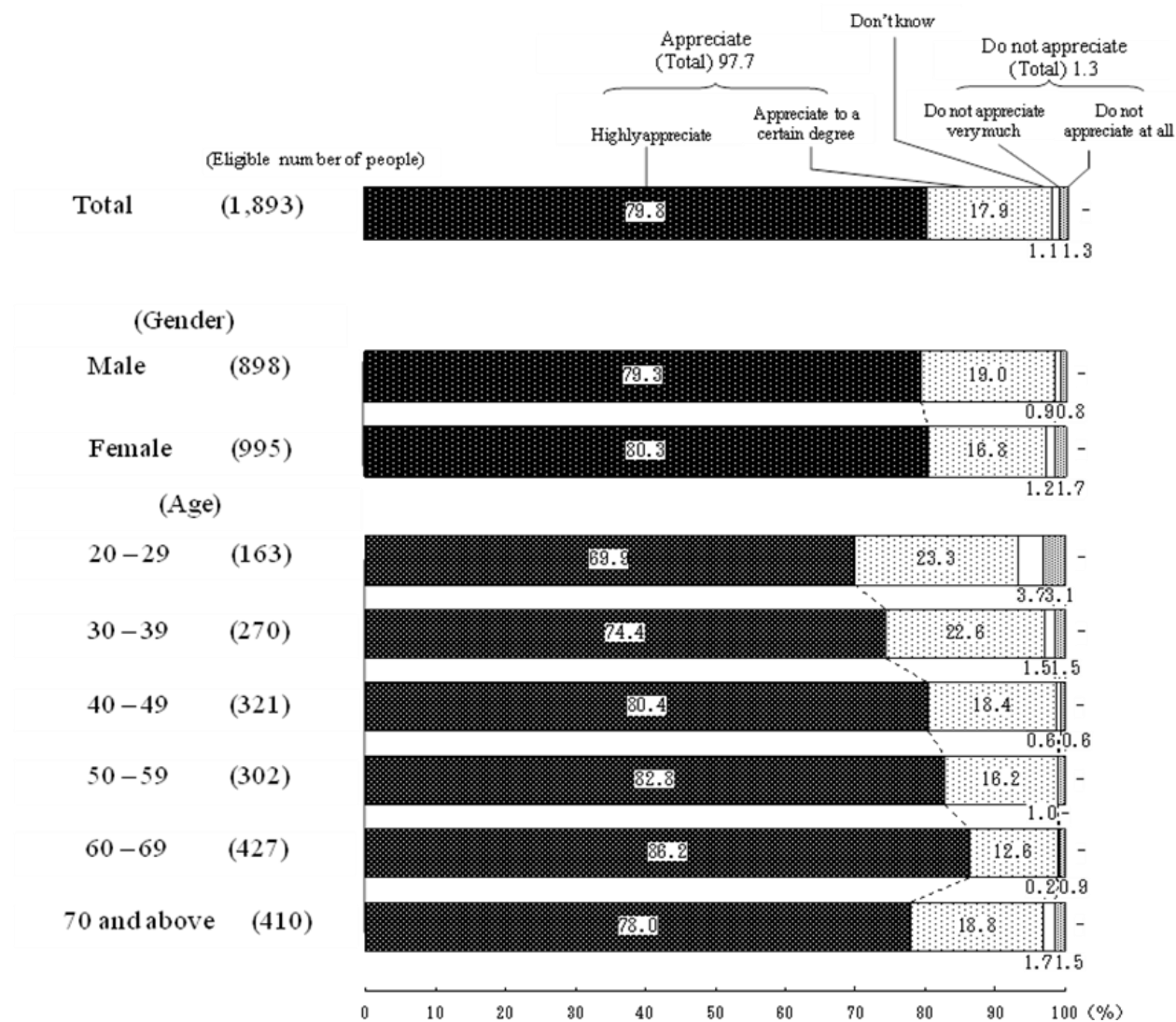
(Note 2) In the survey for January 2009, it was given as “Response towards suspicious ships and armed agents, etc.”

※ Item not surveyed

(3) Evaluation toward SDF disaster relief activities related to the Great East Japan Earthquake

January 2012

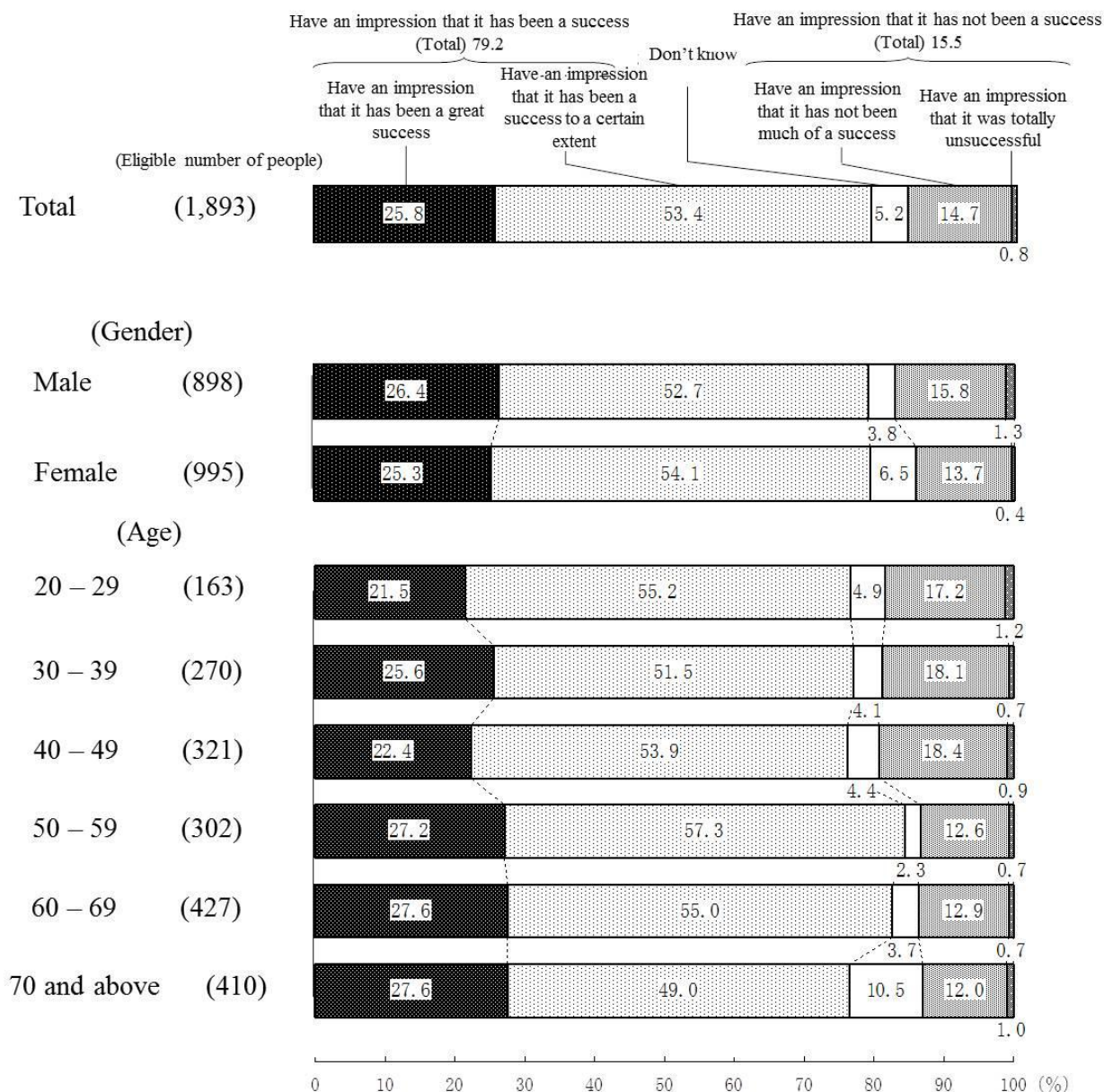
• Appreciate (Total)	97.7%
• Highly appreciate	79.8%
• Appreciate to a certain degree	17.9%
• Do not appreciate (Total)	1.3%
• Do not appreciate very much	1.3%
• Do not appreciate at all	-



(4) Impressions toward “Operation Tomodachi” relief activities by the U.S. forces

January 2012

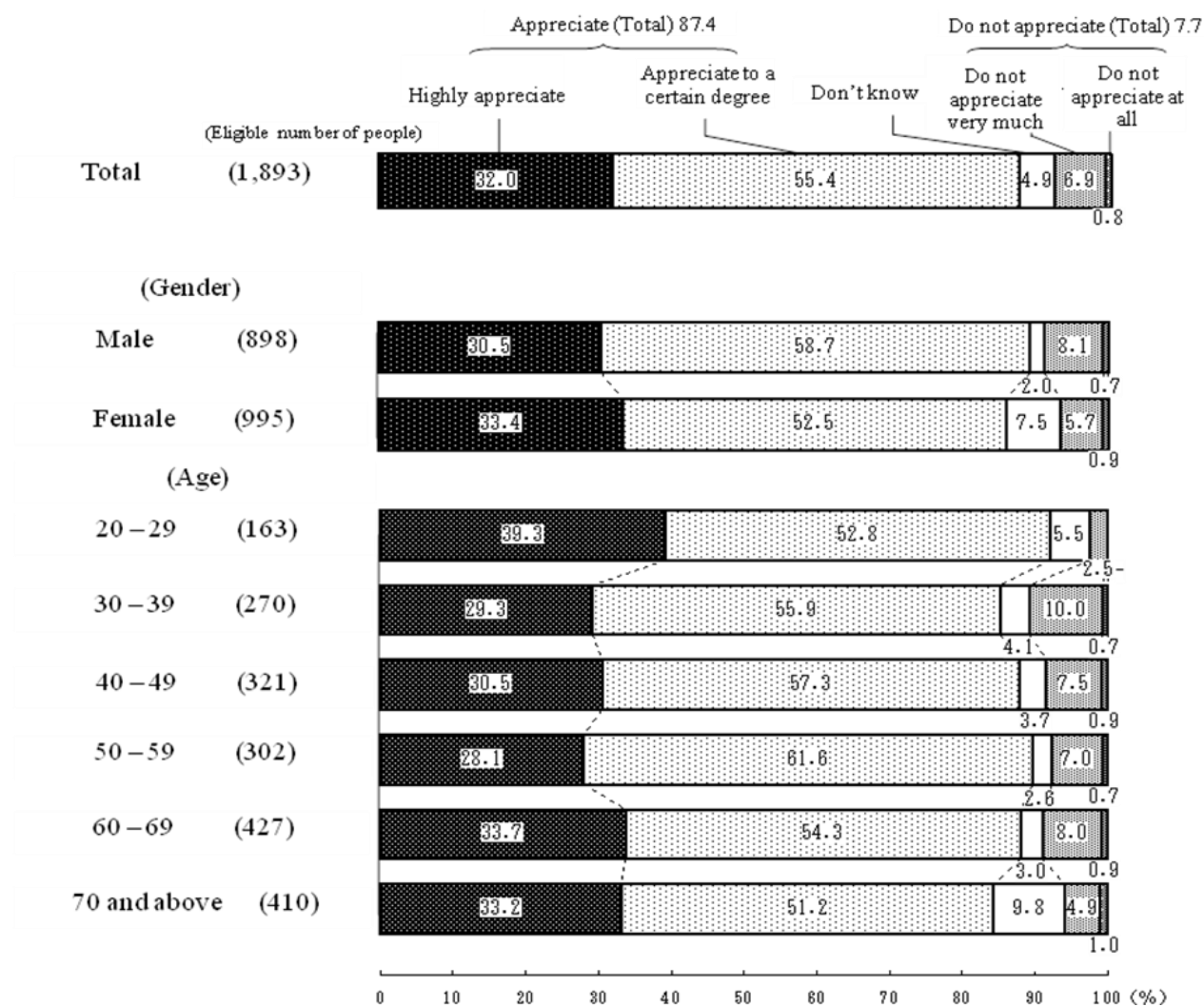
• Have an impression that it has been a success (Total)	79.2%
• Have an impression that it has been a great success	25.8%
• Have an impression that it has been a success to a certain extent	53.4%
• Have an impression that it has not been a success (Total)	15.5%
• Have an impression that it has not been much of a success	14.7%
• Have an impression that it was totally unsuccessful	0.8%



(5) Evaluation toward overseas activities by the SDF

January 2012

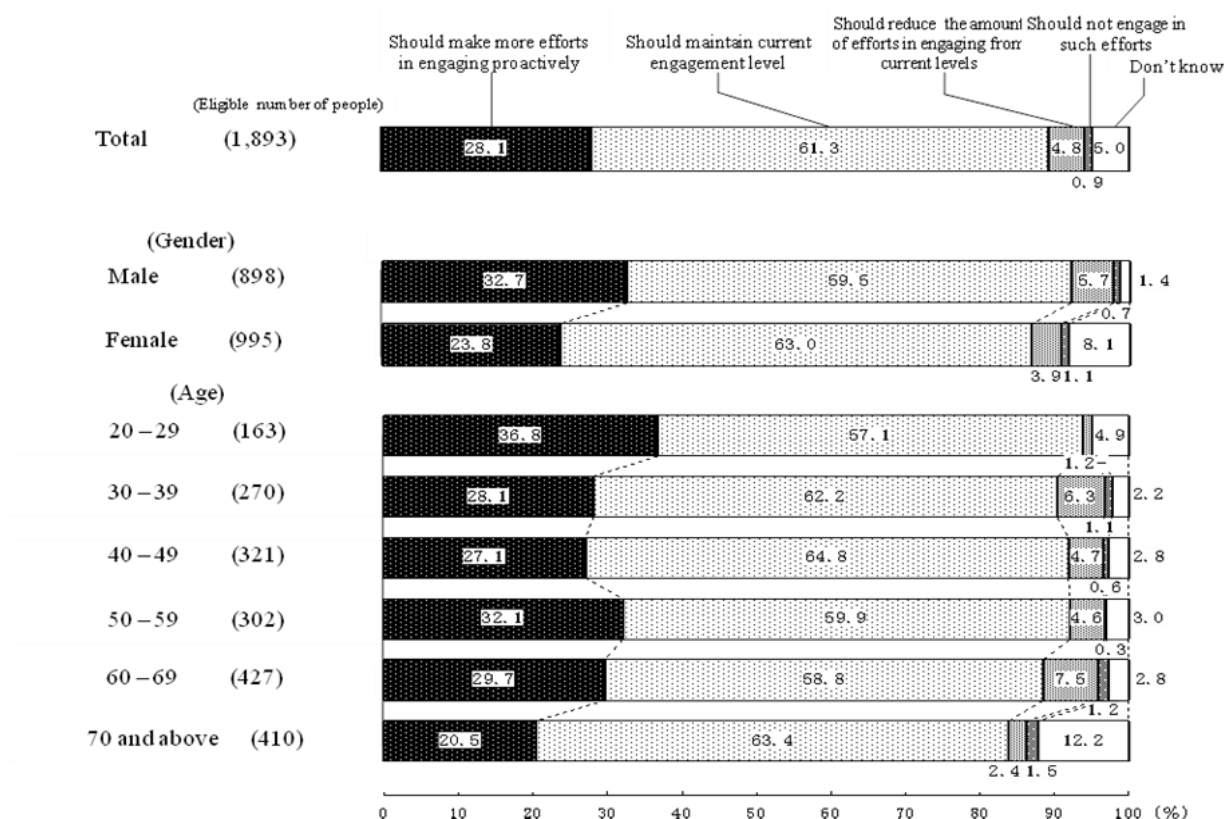
• Appreciate (Total)	87.4%
• Highly appreciate	32.0%
• Appreciate to a certain degree	55.4%
• Do not appreciate (Total)	7.7%
• Do not appreciate very much	6.9%
• Do not appreciate at all	0.8%



(6) Efforts to support toward international peace cooperation activities

January 2012

- Should make more efforts in engaging proactively 28.1%
- Should maintain current engagement level 61.3%
- Should reduce the amount of efforts in engaging from the current levels 4.8%
- Should not engage in such efforts 0.9%



[Reference 1] Future efforts to support International Peace Cooperation Activities

	(Eligible number of people)	Should make more efforts in engaging proactively	Should maintain current engagement level	Should reduce the amount of efforts in engaging from current levels	Should not engage in such efforts	Don't know
Survey for January 2009 (Note 1)	1,684	27.4	50.8	12.0	2.6	7.2
Survey for February 2006 (Note 2)	1,657	31.0	53.5	9.1	2.1	4.4

(Note 1) In the special opinion poll survey concerning the replenishment activities by the SDF (surveyed in January 2009) it was first asked what they knew about the international peace cooperation activities conducted by the SDF for the peace and stability of international society. After that, the following question was asked: "The international peace cooperation activities, such as the participation in UN PKO and international disaster relief activities have been regarded as a primary mission of the SDF in January 2007. How do you feel that efforts in such international peace activities should be conducted in the future? Please select one answer from the following."

(Note 2) In the February 2006 survey, it was first asked in what they knew about the international peace cooperation activities conducted by the SDF for the peace and stability of international society. After that, the following question was asked: "How do you feel that efforts in such international peace activities should be conducted in the future? Please select one answer from the following."

[Reference 2] Awareness Toward International Peace Cooperation Activities

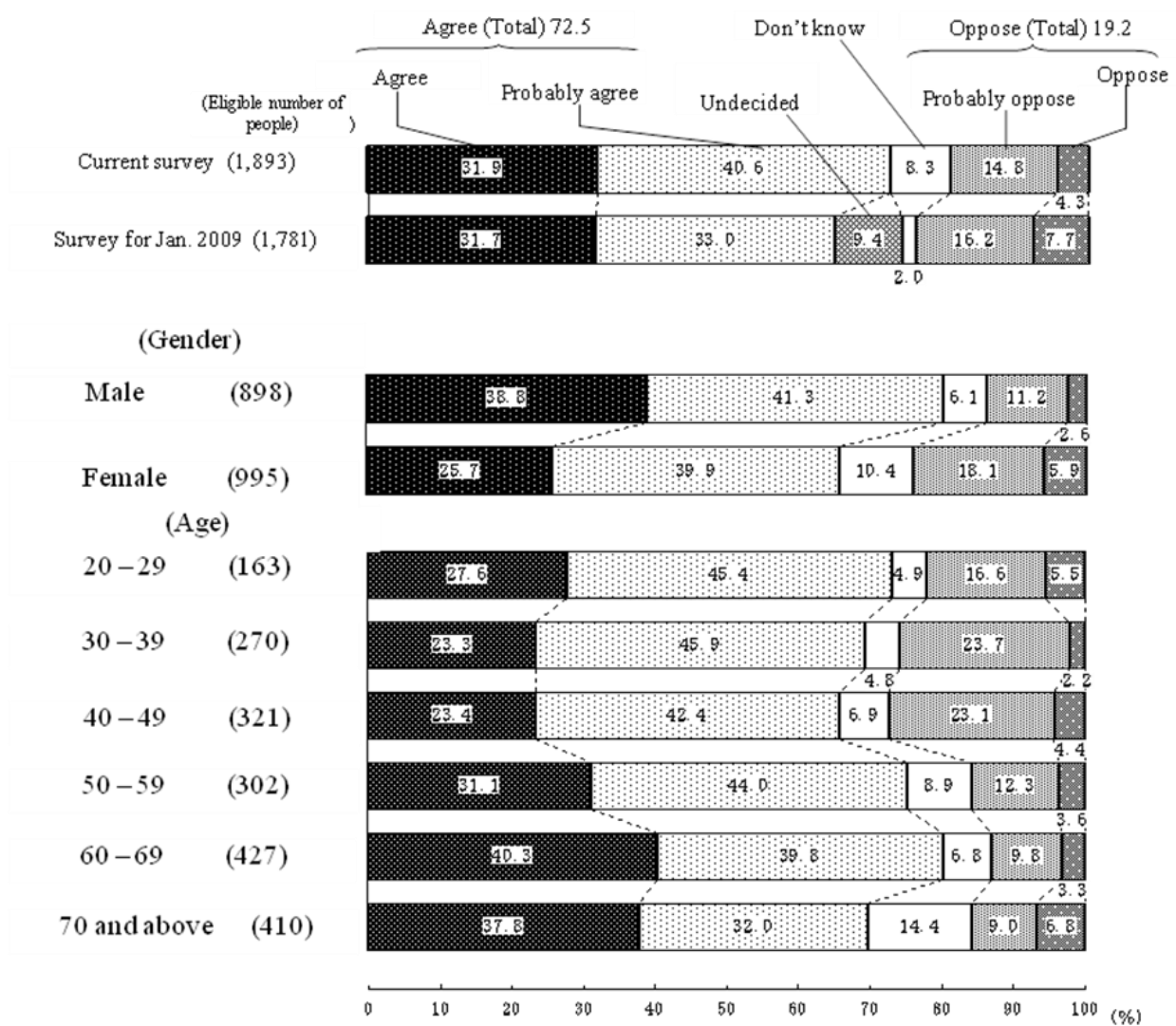
	(Eligible number of people)	Should engage in such efforts (Total)	Should make more efforts in engaging proactively	Should make efforts towards its engagement if possible	Should not engage in such efforts (Total)	Should make efforts towards its engagement if possible	Should not engage in such efforts	Don't know
Survey for September 2006	1,811	74.8	32.9	42.0	16.1	12.6	3.5	9.1

(Note) The following question was asked: "The SDF has been conducting international peace cooperation activities other than humanitarian relief activities for the people in Iraq, such as the cooperation relief activities for counter-terrorism, UN PKO activities and international emergency relief activities. Do you feel that they should engage proactively toward such international peace cooperation activities? Or do you feel that they should not?"

5 Consciousness toward defense

(1) Reception toward someone close to you becoming a member of the SDF personnel

	January 2009		January 2012
• Agree (Total)	64.7%	→	72.5% (up)
• Agree	31.7%	→	31.9%
• Probably agree	33.0%	→	40.6% (up)
• Oppose (Total)	23.9%	→	19.2% (down)
• Probably oppose	16.2%	→	14.8%
• Oppose	7.7%	→	4.3% (down)

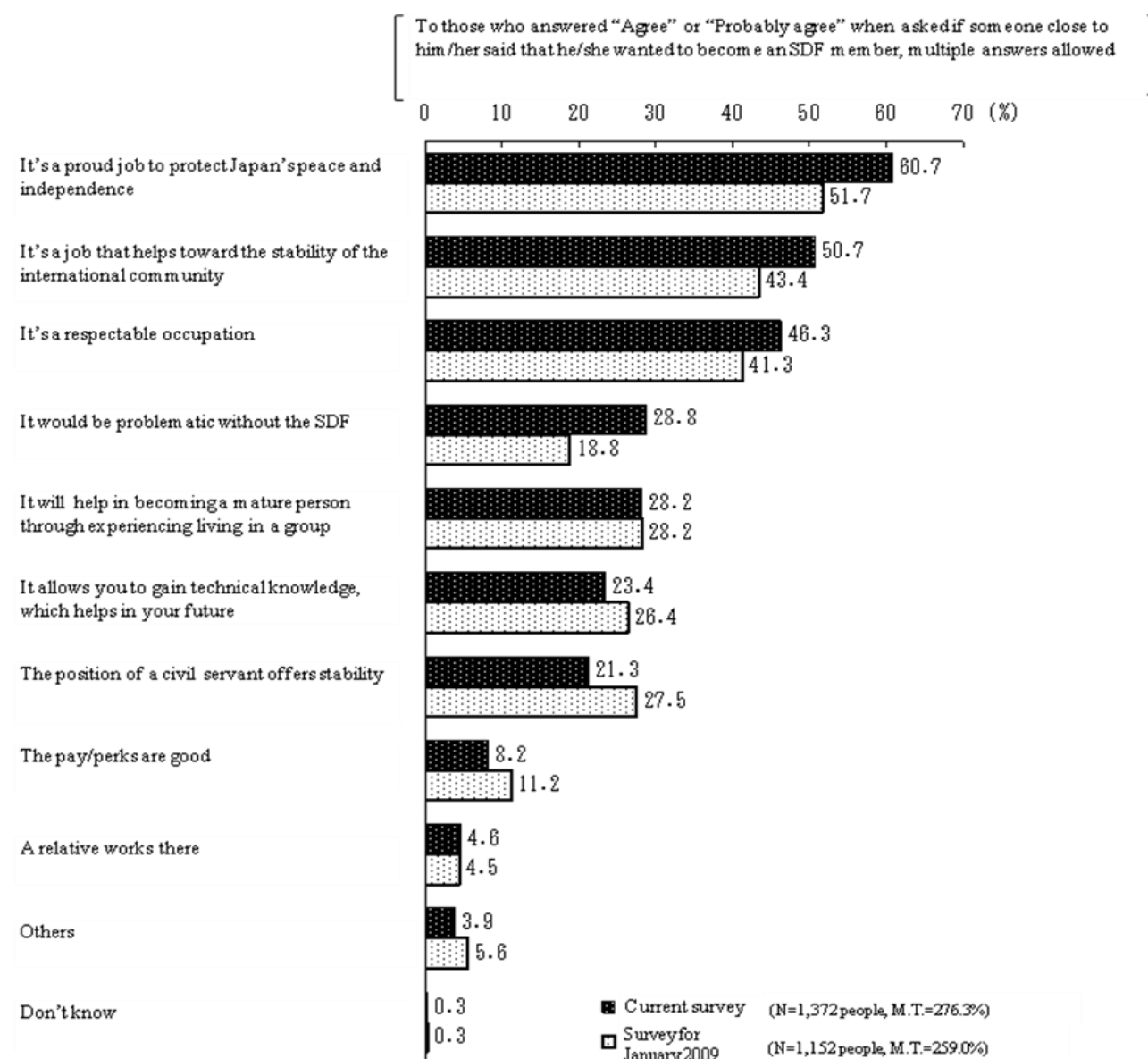


(Note) In the survey for January 2009, there was an option "Undecided" in the selection

(To those who answered “Agree” or “Probably agree” (1,372 people))

A. Reason(s) for agreeing with someone close to you becoming a member of the SDF personnel (Multiple answers allowed, top 5 items)

	January 2009	January 2012
• It's a proud job to protect Japan's peace and independence	51.7%	→ 60.7% (up)
• It's a job that helps toward the stability of the international community	43.4%	→ 50.7% (up)
• It's a respectable occupation	41.3%	→ 46.3% (up)
• It would be problematic without the SDF	18.8%	→ 28.8% (up)
• It will help in becoming a mature individual through experiencing living in a group	28.2%	→ 28.2%

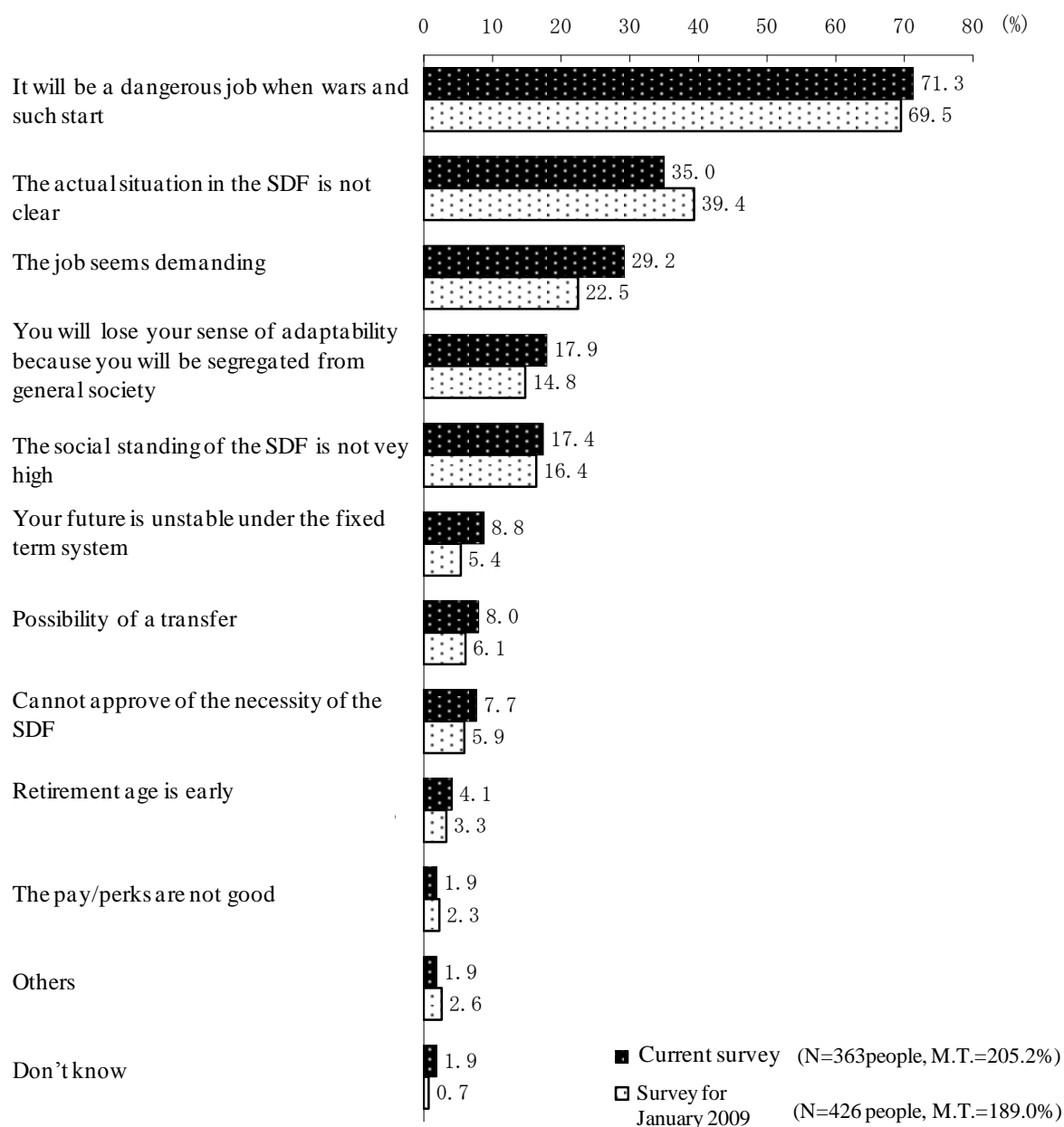


(To those who answered “Oppose” or “Probably oppose” (363 people))

B. Reason(s) for opposing someone close to you becoming a member of the SDF personnel (Multiple answers allowed, top 3 items)

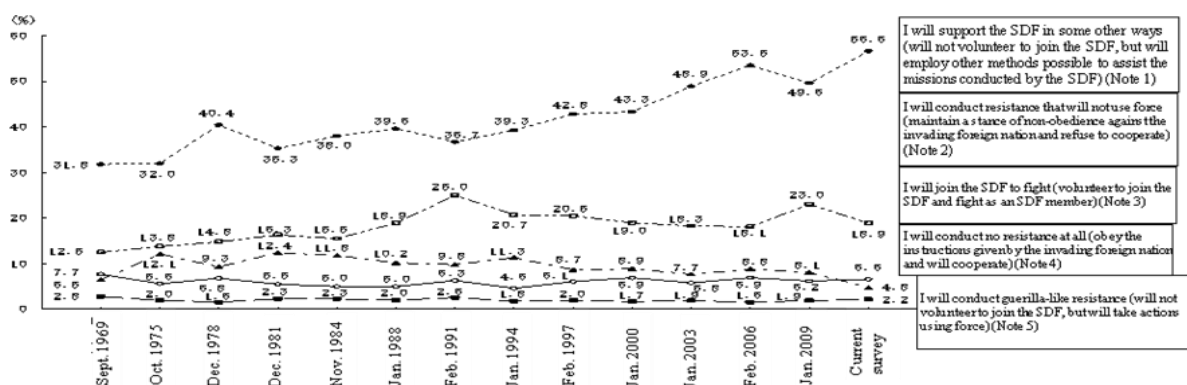
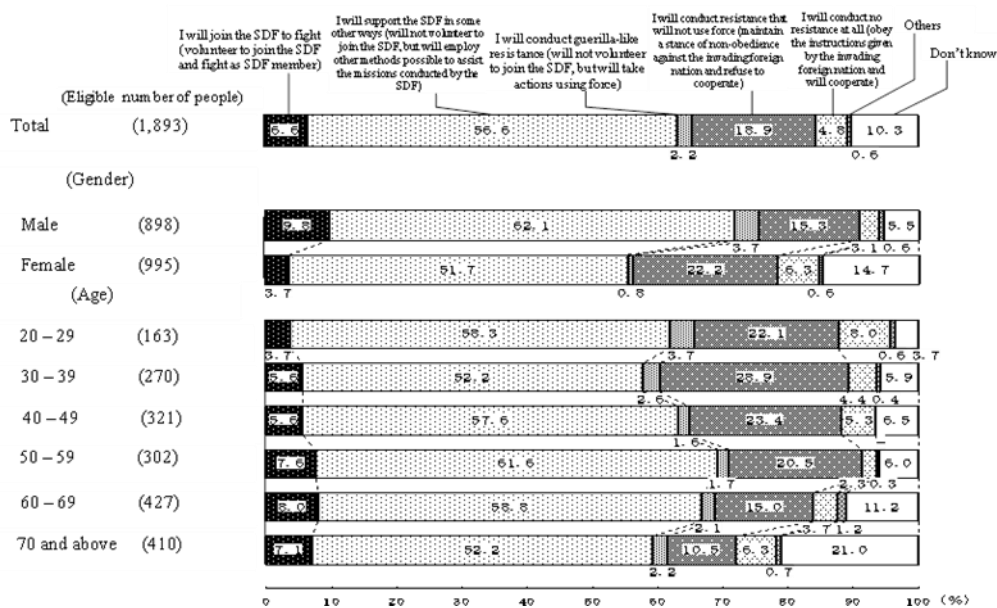
	January 2009		January 2012
• It will be a dangerous job when wars and such start	69.5%	→	71.3%
• The actual situation in the SDF is not clear	39.4%	→	35.0%
• The job seems demanding	22.5%	→	29.2% (up)

To the person who answered “Oppose to a certain degree” or “Oppose” when asked if someone close to him/her said that he/she wanted to become an SDF member; multiple answers allowed



(2) Stance when being invaded by a foreign country

	January 2009	January 2012
•I will join the SDF to fight (volunteer to join the SDF and fight as SDF member)	6.2%	→ 6.6%
•I will support the SDF in some other ways (will not volunteer to join the SDF, but will employ other methods possible to assist the missions conducted by the SDF)	49.6%	→ 56.6% (up)
•I will conduct guerilla-like resistance (will not volunteer to join the SDF, but will take actions using force)	1.9%	→ 2.2%
•I will conduct resistance that will not use force (maintain a stance of non-obedience against the invading foreign nation and refuse to cooperate)	23.0%	→ 18.9% (down)
•I will conduct no resistance at all (obey the instructions given by the invading foreign nation and will cooperate)	8.1%	→ 4.8% (down)
•Don't know	10.1%	→ 10.3%



(Note 1) This was given as "I will support the SDF in some way" up to the survey for February 2006.

(Note 2) This was given as "I will conduct resistance that will not use force" up to the survey for February 2006.

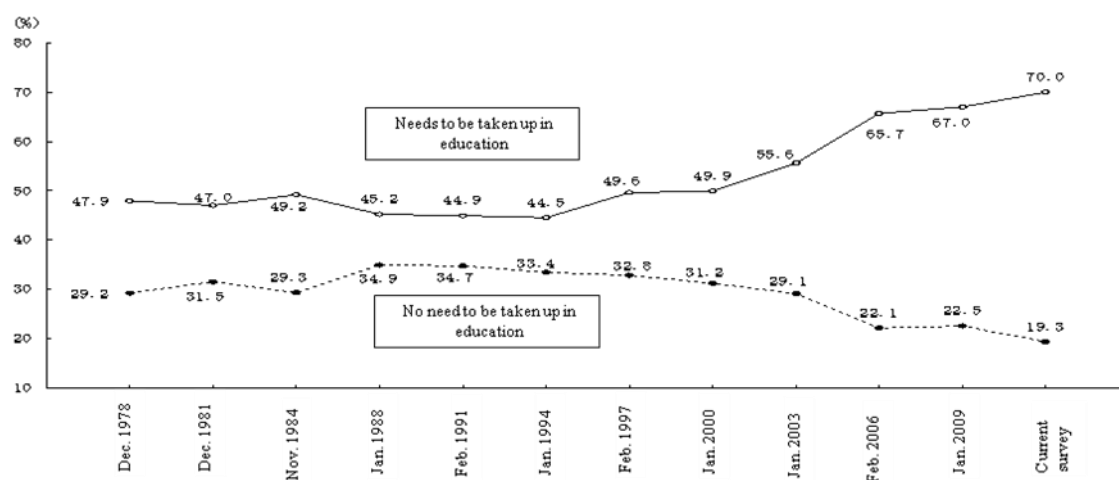
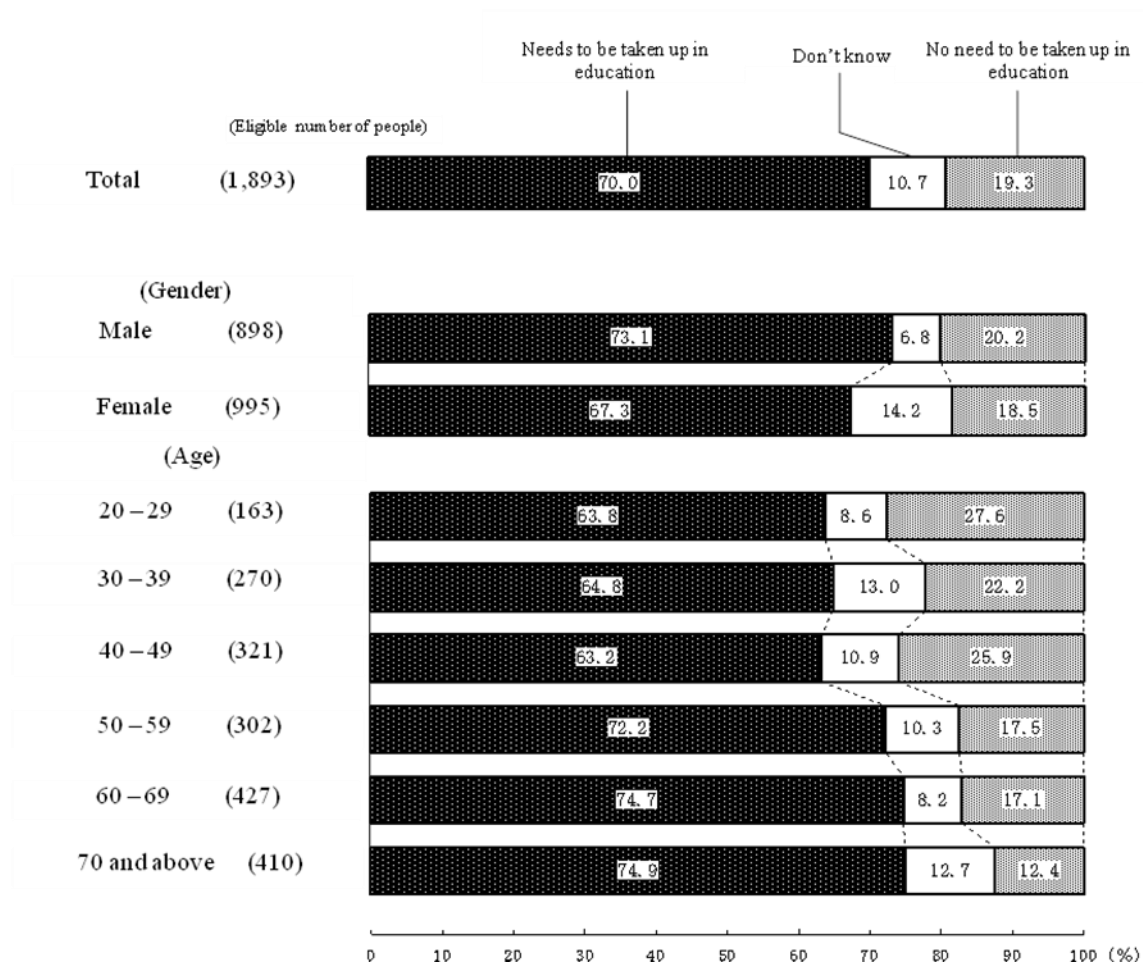
(Note 3) This was given as "I will join the SDF to fight" up to the survey for February 2006.

(Note 4) This was given as "I will conduct no resistance at all" up to the survey for February 2006.

(Note 5) This was given as "I will conduct guerilla-like resistance" up to the survey for February 2006.

(3) Necessity of education to foster the feeling to defend the country

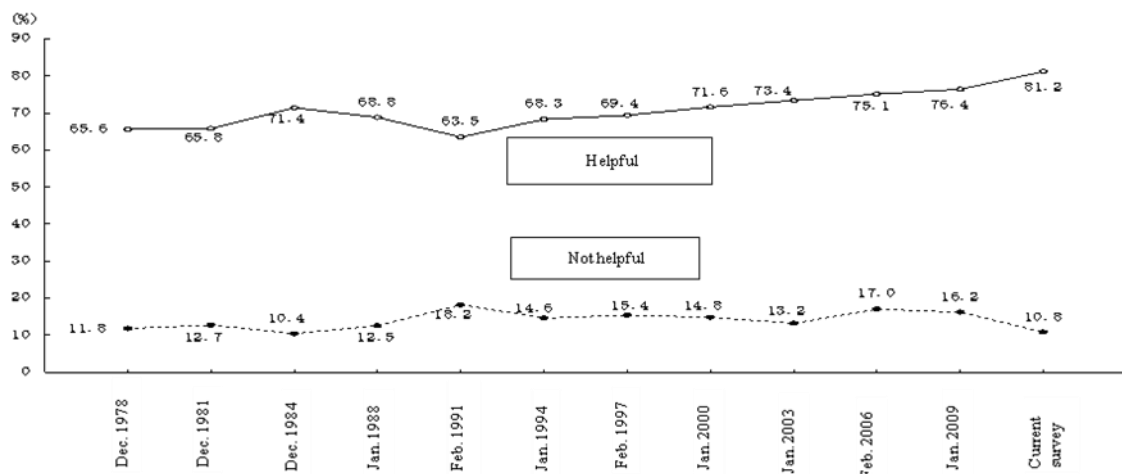
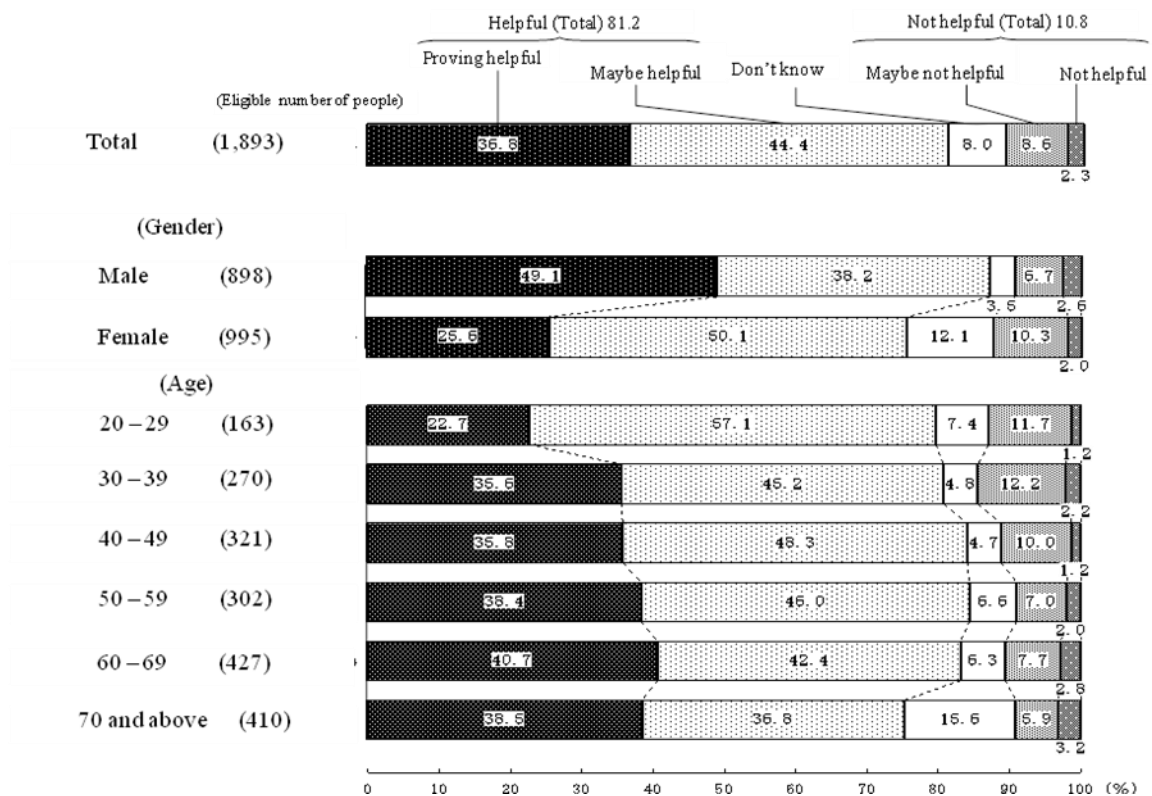
	January 2009	January 2012
• Needs to be taken up in education	67.0%	→ 70.0%
• No need to be taken up in education	22.5%	→ 19.3% (down)
• Don't know	10.6%	→ 10.7%



6 Consciousness toward defense of Japan

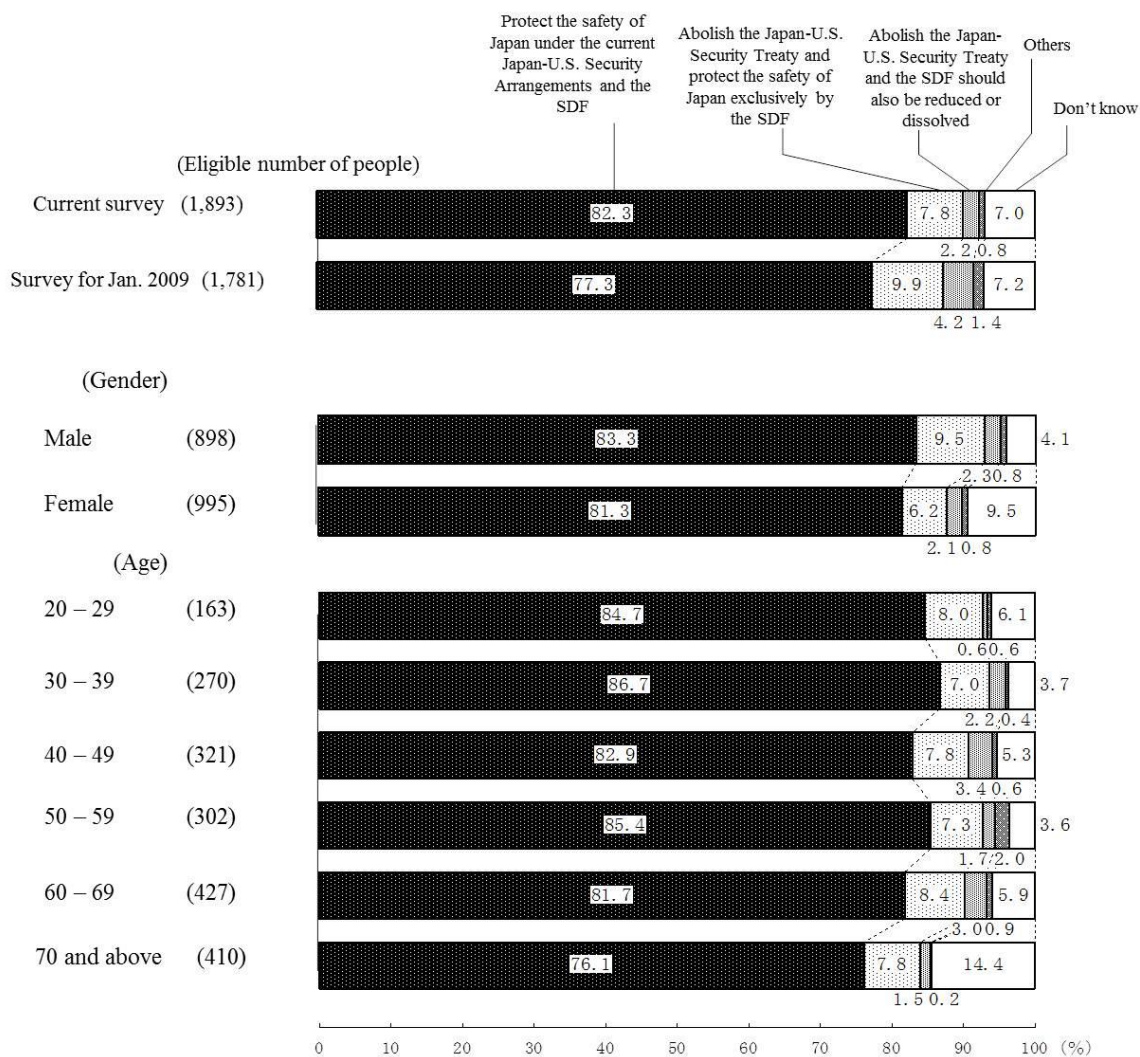
(1) Views of towards Japan-U.S. Security Treaty

	January 2009	January 2012
• Helpful (Total)	76.4%	→ 81.2% (up)
• Proving helpful	31.3%	→ 36.8% (up)
• Maybe helpful	45.0%	→ 44.4%
• Not helpful (Total)	16.2%	→ 10.8% (down)
• Maybe not helpful	11.9%	→ 8.6% (down)
• Not helpful	4.3%	→ 2.3% (down)



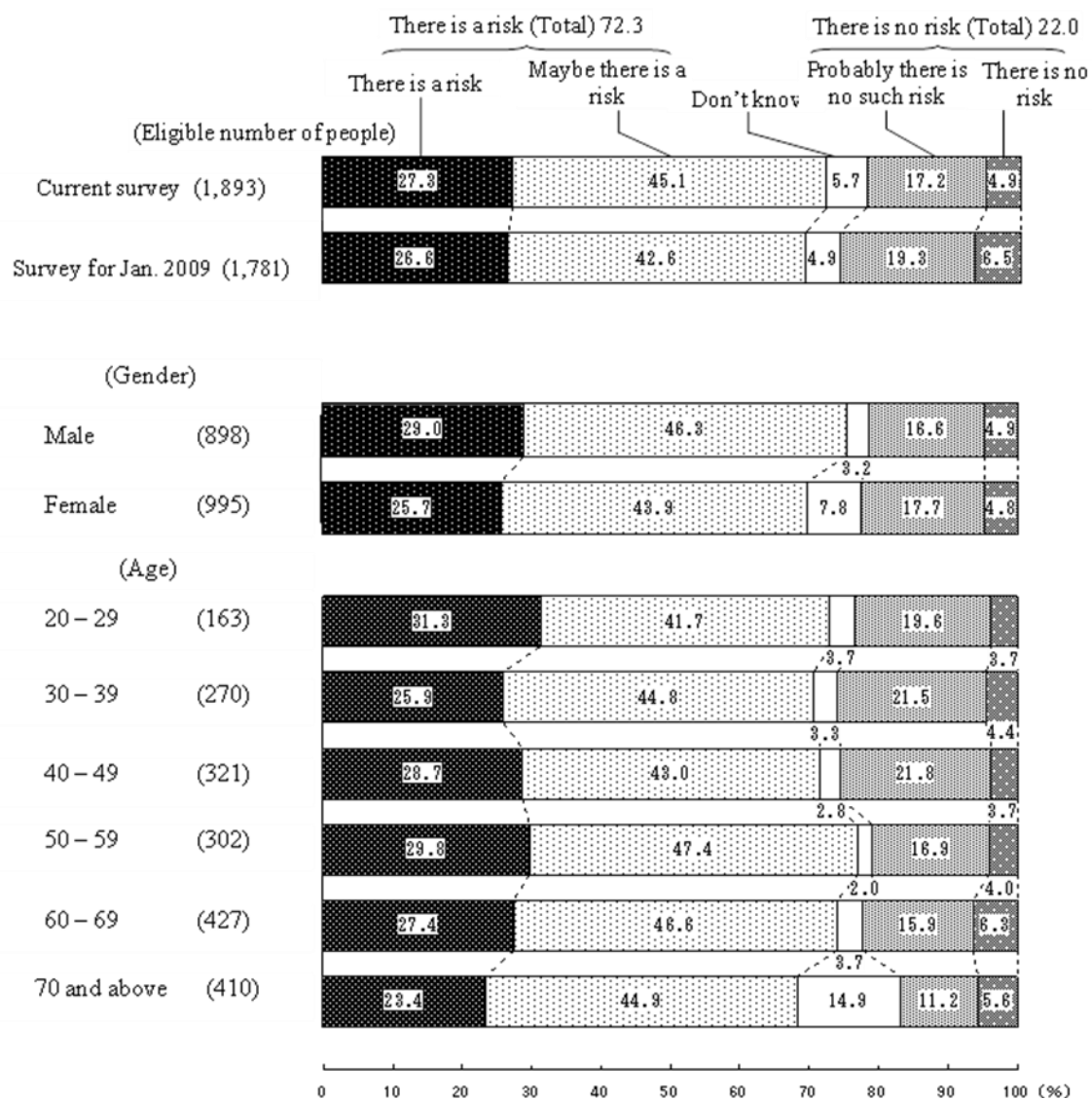
(2) Method for preserving the safety of Japan

	January 2009		January 2012
• Protect the safety of Japan under the current Japan-U.S. Security Arrangements and the SDF	77.3%	→	82.3% (up)
• Abolish the Japan-U.S. Security Treaty and protect the safety of Japan exclusively by the SDF	9.9%	→	7.8% (down)
• Abolish the Japan-U.S. Security Treaty and the SDF should also be reduced or dissolved	4.2%	→	2.2% (down)



(3) Risk of Japan becoming involved in a war

	January 2009		January 2012
• There is a risk (Total)	69.2%	→	72.3% (up)
• There is a risk	26.6%	→	27.3%
• Maybe there is a risk	42.6%	→	45.1%
• There is no risk (Total)	25.8%	→	22.0% (down)
• Probably there is no such risk	19.3%	→	17.2%
• There is no risk	6.5%	→	4.9% (down)

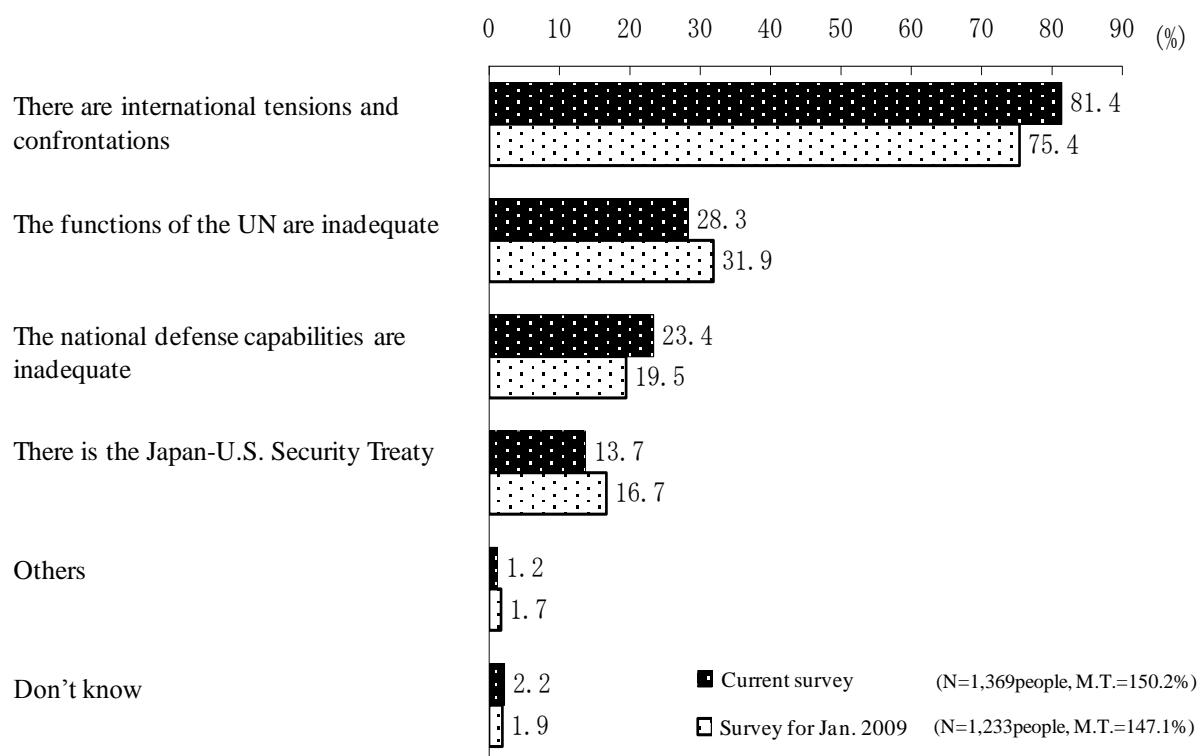


(To those who answered “There is a risk” or “Maybe there is a risk” (1,369 people))

A. Reason(s) for thinking there is a risk of Japan becoming involved in a war (Multiple answers allowed, top 4 items)

	January 2009		January 2012
• There are international tensions and confrontations	75.4%	→	81.4% (up)
• The functions of the UN are inadequate	31.9%	→	28.3% (down)
• The national defense capabilities are inadequate	19.5%	→	23.4% (up)
• There is the Japan-U.S. Security Treaty	16.7%	→	13.7% (down)

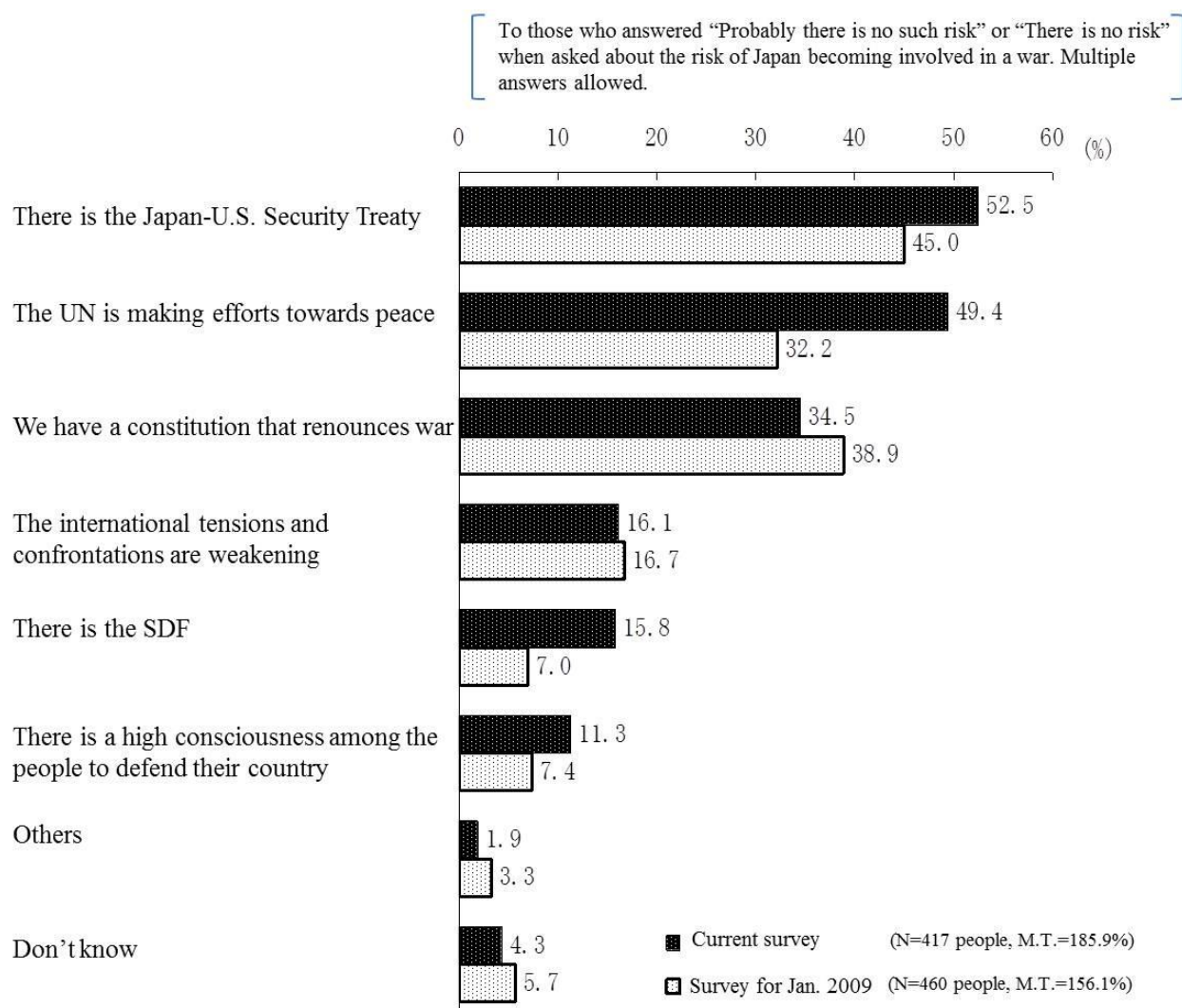
(To those who answered “There is a risk” or “Maybe there is a risk” when asked about the risk of Japan becoming involved in a war. Multiple answers allowed.)



(To those who answered “There is no risk” or “Probably there is no such risk” (417 people))

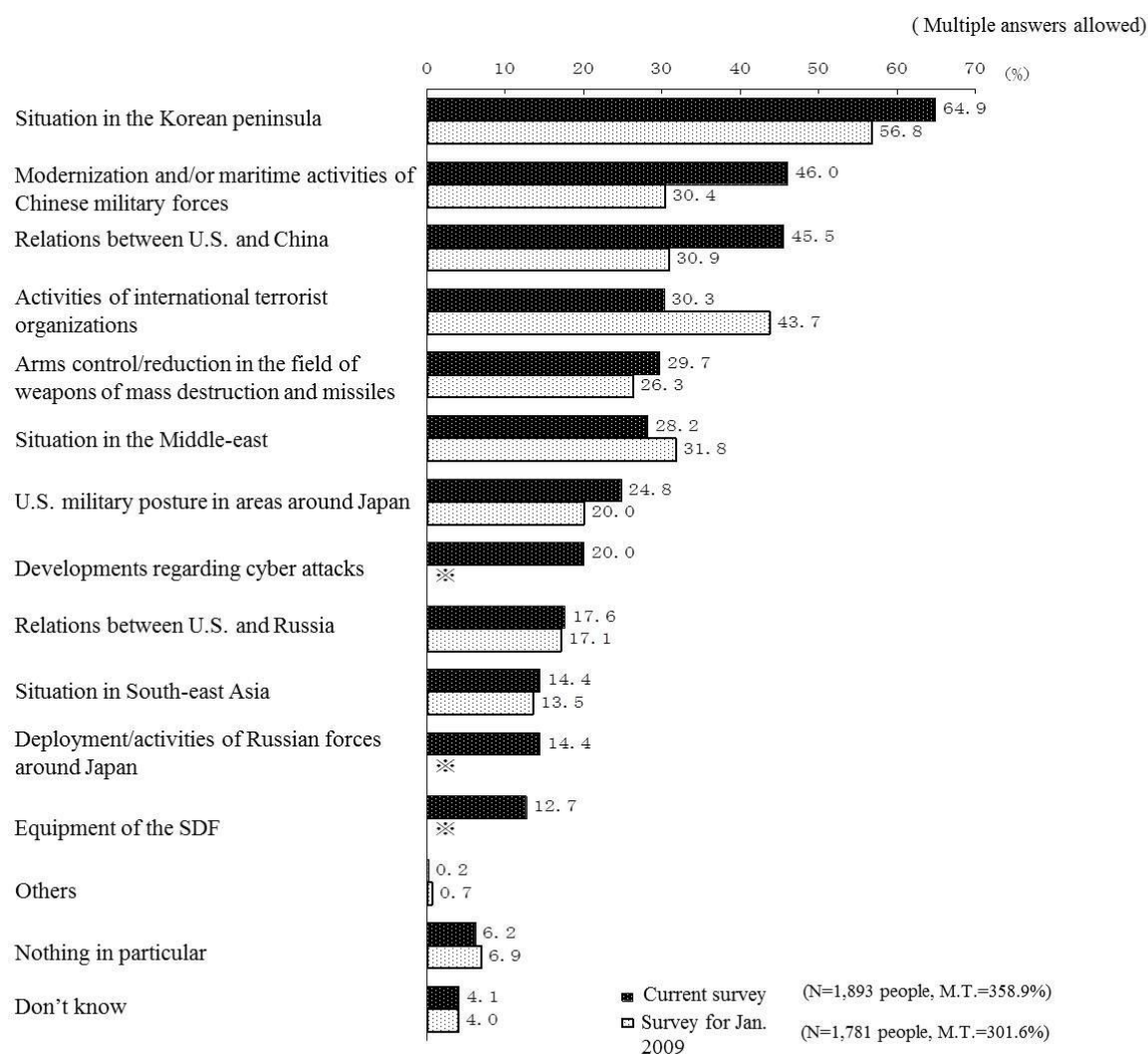
B. Reason(s) for thinking there is no risk of Japan becoming involved in a war (Multiple answers allowed, top 3 items)

	January 2009		January 2012
• There is the Japan-U.S. Security Treaty	45.0%	→	52.5% (up)
• The UN is making efforts toward peace	32.2%	→	49.4% (up)
• We have a constitution that renounces war	38.9%	→	34.5%



(4) Point(s) of interest concerning the peace and safety of Japan (Multiple answers allowed, top 6 items)

	January 2009		January 2012
• Situation in the Korean peninsula	56.8%	→	64.9% (up)
• Modernization and/or maritime activities of Chinese military forces	30.4%	→	46.0% (up)
• Relations between U.S. and China	30.9%	→	45.5% (up)
• Activities of international terrorist organizations	43.7%	→	30.3% (down)
• Arms control/reduction in the field of weapons of mass destruction and missiles	26.3%	→	29.7% (up)
• Situation in the Middle-east	31.8%	→	28.2% (down)



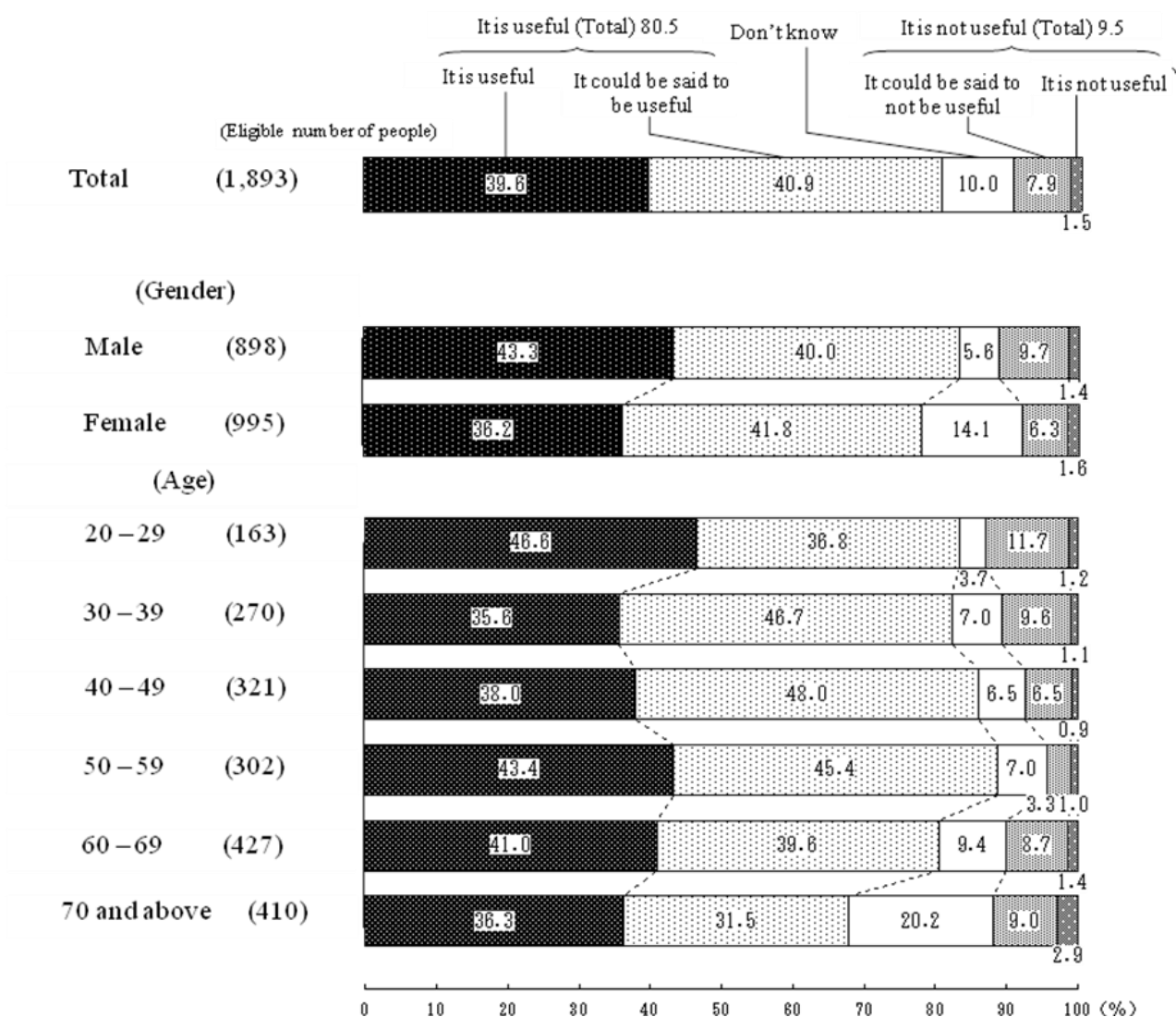
(Note) There was a choice that read "Deployment of Russian forces in the Northern Territories" (19.4%) in the survey for January 2007.

※ Item not surveyed

(5) Consciousness toward defense-exchanges other than with the U.S.

January 2012

• It is useful (Total)	80.5%
• It is useful	39.6%
• It could be said to be useful	40.9%
• It is not useful (Total)	9.5%
• It could be said to not be useful	7.9%
• It is not useful	1.5%
• Don't know	10.0%



(To those who answered “It is useful” or “It could be said to be useful” (1,524 people))

A. Country(ies)/area(s) with which it would be useful (Multiple answers allowed, top 5 items)

January 2012

• China	61.7%
• Republic of Korea	61.5%
• Association of Southeast Asian Nations (ASEAN)	45.9%
• Russia	28.3%
• European nations (major countries such as U.K., France, etc. excluding Russia)	27.3%

